



## **Instructions for password reset to access the Members section of the Granite Peak Ski Patrol Website**



These password reset instructions are for Members of the Granite Peak Ski Patrol that have an account set up by the Administrator of the Granite Peak Ski Patrol Website.

If you do not have an account and need access, send an e-mail to;

[webmaster@granitepeakskipatrol.org](mailto:webmaster@granitepeakskipatrol.org)

Click on this link or enter it into your browser <http://granitepeakskipatrol.org/>

You should be directed to the Granite Peak Ski Patrol website. When you see the home page below, click the GPSP MEMBERS menu button.

## **Granite Peak Ski Patrol**

A National Ski Patrol Organization



If you are not currently logged into the site, you will see the login prompt shown below. Simply click "Lost your password!"

WordPress logo

Username or Email Address

Password

Remember Me

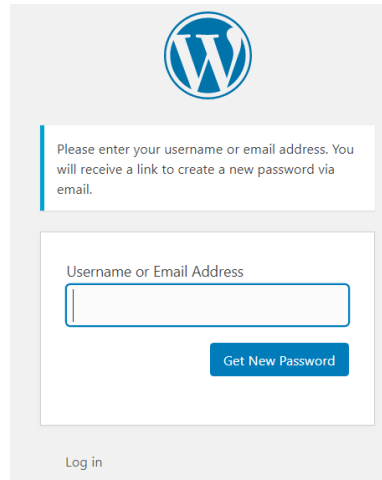
[Lost your password?](#)



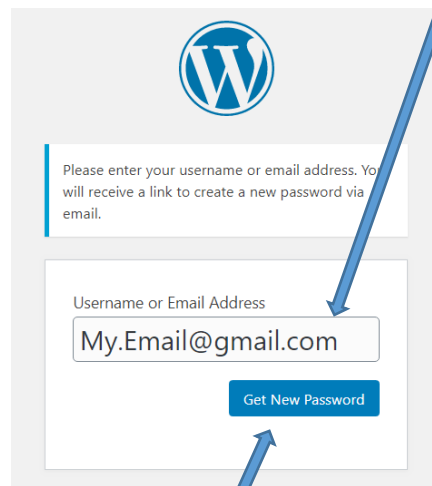
## **Instructions for password reset to access the Members section of the Granite Peak Ski Patrol Website**



After clicking “Lost your password?”, you will see the following prompt;

A screenshot of the WordPress password reset prompt. At the top is the WordPress logo. Below it is a text box with the message: "Please enter your username or email address. You will receive a link to create a new password via email." Underneath is a text input field labeled "Username or Email Address" which is currently empty. Below the input field is a blue button labeled "Get New Password". At the bottom left, there is a "Log in" link.

Enter your e-mail address in the box labeled “Username or Email Address”

A screenshot of the WordPress password reset form, identical to the one above, but with an email address entered in the input field. The input field now contains "My.Email@gmail.com". Two blue arrows are overlaid on the image: one points from the top right towards the input field, and another points from the bottom towards the "Get New Password" button.

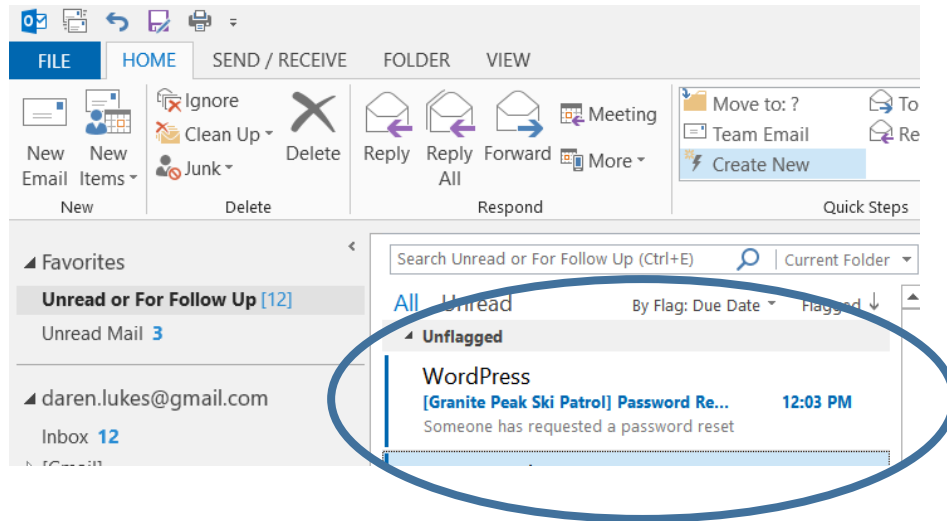
Then click the “Get New Password” button.



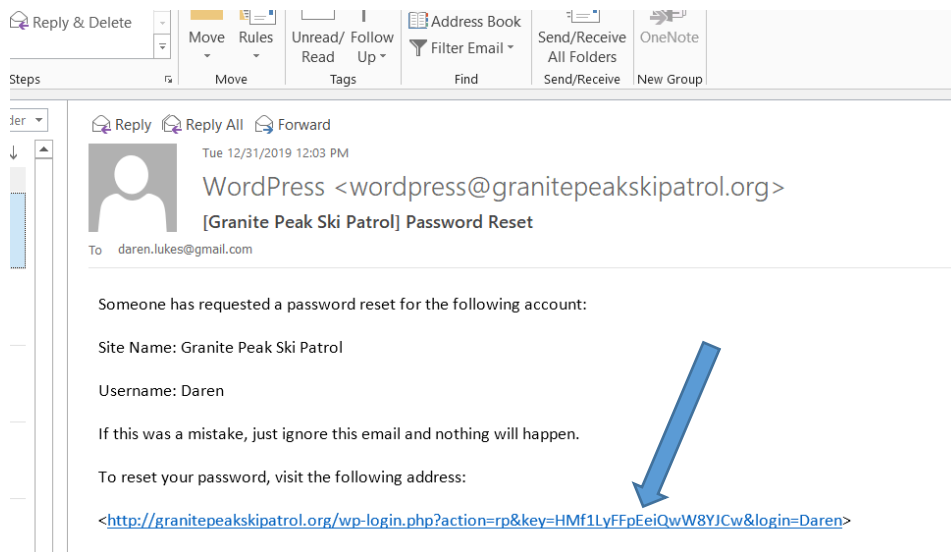
## Instructions for password reset to access the Members section of the Granite Peak Ski Patrol Website



You will receive an e-mail from WordPress for the Granite Peak Ski patrol. If you do not receive the Email, be sure to check your Spam folder.



Open the Email and click on the link provided;





## Instructions for password reset to access the Members section of the Granite Peak Ski Patrol Website



You will be directed to the following prompt. NOTE: There will be a default password provided in the “New Password” entry field. Do Not click “Reset Password”!

Your WordPress password should meet the following requirements:

- Include numbers, capitals, special characters (@, #, \*, etc.)
- Be long (**10 characters – minimum**; 50 characters – ideal)
- Can include spaces and be a passphrase

Enter your new password below.

New password  
PKtYk7SlA8VvgLxZ

Strong

Hint: The password should be at least twelve characters long. To make it stronger, use upper and lower case letters, numbers, and symbols like ! " ? \$ % ^ & ).

~~Reset Password~~

Enter your own Password in the “New Password” field then click “Reset Password”

Enter your new password below.

New password  
1lik3pA55words@

Medium

Hint: The password should be at least twelve characters long. To make it stronger, use upper and lower case letters, numbers, and symbols like ! " ? \$ % ^ & ).

Reset Password

After Clicking “Reset Password” you will receive the following Prompt. DO NOT click the Log in option, click “Back to Granite Peak Ski Patrol.

Your password has been reset. ~~Log in~~

← Back to Granite Peak Ski Patrol



## **Instructions for password reset to access the Members section of the Granite Peak Ski Patrol Website**



You should be directed to the Granite Peak Ski Patrol website. When you see the home page below, click the GPSP MEMBERS menu button.

# Granite Peak Ski Patrol

A National Ski Patrol Organization



If you are not currently logged into the site, you will see the login prompt shown below. Enter your Email address in the field for “Username or Email Address”.

Enter the new password you created in the “Password” field then click “Log in”

Username or Email Address

Password

Remember Me

Log In

Lost your password?

If you want your device to remember you and automatically log you in, Check the “Remember Me” box. The next time you visit the Granite Peak Ski Patrol site on the device you were using when you checked the box and logged in, you will automatically be logged in.

If you have followed these instructions and are still having problems logging in, contact the site webmaster by e-mailing [webmaster@granitepeakskipatrol.org](mailto:webmaster@granitepeakskipatrol.org). Happy Surfing!